

Technical data sheet

Type 231

EB anti-pollution non-return valve

01 System

Applications and special features



- Operates in any position
- Minimum head loss
- Silent and robust
- Does not generate hammering
- Closing system : double axial guiding with return spring
- Excellent sealing at high as well as at low pressure ensured by a specially designed lip ring-seal.

Technical description

DN	PFA (bar)	PS (bar)				Cat.	References	(bar)
		L1	L2	G1	G2			
3/8	10	10	10	10	10	3.3	149B 2069	
3/8	10	10	10	10	10	3.3	149B 2089*	
1/2	10	10	10	10	10	3.3	149B 2070	
1/2	10	10	10	10	10	3.3	149B 2090*	
3/4	10	10	10	10	10	3.3	149B 2091	
1	10	10	10	10	10	3.3	149B 2092	
1 1/4	10	10	10	x	10	3.3	149B 2093	
1 1/2	10	10	10	x	10	3.3	149B 2094	
2	10	10	10	x	10	3.3	149B 2095	

*with FKM seal

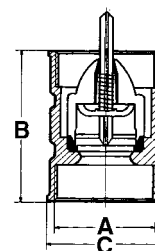
Important notice :

The indicated pressure for the different categories of fluids (L1/L2/G1/G2) is under no condition a guarantee of use. Therefore, it is essential to validate the use of products under given operating conditions.

- **Connection** : Female/female, BSP thread
- **Permissible operating pressure PFA - water-** (for supply, distribution and disposal of water) : See table
- **Maximum permissible pressure PS - other mediums** : See table
- **T°** : Mini. -10 °C
Maxi. 80 °C
- **Mediums** : Clear liquids, gas
- **Approvals** : ACS
- **Other approval available** : : consult us
- **International construction Standards** :
NF Antipollution according to NF EN13959 - EN1717
Thread connection according to NF E 03-005 ISO 228

Overall dimensions

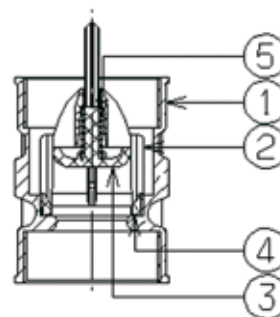
Connection A		B	C	Weight
"	mm	mm	mm	kg
3/8	12/17	39,0	25,0	0,060
1/2	15/21	41,0	30,0	0,095
3/4	20/27	46,0	32,5	0,085
1	26/34	54,0	39,0	0,130
1 1/4	33/42	64,0	48,0	0,200
1 1/2	40/49	78,0	55,0	0,310
2	50/60	89,0	67,0	0,480



Technical data sheet **Type 231** - EB anti-pollution non-return valve

Spare parts list and materials

Nr	Description	Material	EURO	ANSI
1	CASING	DZR brass	CuZn36Pb2AS	
2	GUIDE	POM (DN 3/8" - 1/2") PPO (other DN)		
3	CLOSING SYSTEM	POM (polyacetal)		
4	SEAL	EPDM (DN 3/8" - 1/2") NBR (Nitrile - DN 3/4" - 2") FKM (for ref. 2089 and 2090)		
5	SPRING	Stainless steel	X10CrNi18-8	AISI 302

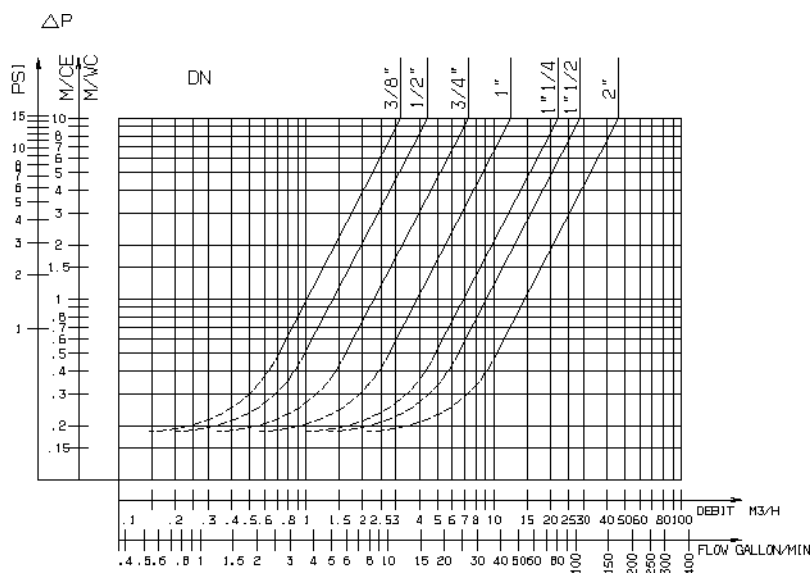


Working principle

DN	Opening pressure (in mm WC)	Kv	ζ
"		m ³ /H	
3/8	between 50 and 200	3,2	1,63
1/2		4,4	4,10
3/4		7,3	4,70
1		12,4	4,00
1 1/4		22,0	3,40
1 1/2		29,0	4,80
2		46,5	4,50

Direction for use :

- Solid line : Valve completely open
- Dotted line : opening stage of valve



Socla can accept no responsibility for possible errors in catalogue, brochures and other printed material. Socla reserve the right to alter its products without notice. This also applies to products already agreed. All trademarks in this material are the property of the respective companies. All right reserved.

Socla SAS

365 rue du lieutenant Putier
71530 VIREY LE GRAND
Postal address : BP 10273
71107 CHALON SUR SAONE Cedex

Tel : 33 3 85 97 42 52
Fax : 33 3 85 97 97 42
<http://www.socla.com>
e-mail: commer@socla.com