


IEC SYSTEM FOR MUTUAL RECOGNITION OF TEST CERTIFICATES FOR ELECTRICAL EQUIPMENT (IECEE) CB SCHEME

CB TEST CERTIFICATE

Product	Switch for fixed electrical installation
Name and address of the applicant	LEGRAND FRANCE 128 AVENUE DU MARECHAL DE LATTRE DE TASSIGNY 87045 LIMOGES CEDEX - FRANCE
Name and address of the manufacturer	LEGRAND FRANCE 128 AVENUE DU MARECHAL DE LATTRE DE TASSIGNY 87045 LIMOGES CEDEX - FRANCE
Name and address of the factory	
Note: When more than one factory, please report on page 2	<input checked="" type="checkbox"/> Additional Information on page 2
Ratings and principal characteristics	6 A, 6 AX, 10 AX, 250 V~ See annex
Trademark (if any)	
Customer's Testing Facility (CTF) Stage used	/
Model / Type Ref.	MOSAIC series References : See Annex
Additional information (if necessary may also be reported on page 2)	Supersedes CBTC 692816B dated 19/12/2016: addition product references and one factory <input checked="" type="checkbox"/> Additional Information on page 2
A sample of the product was tested and found to be in conformity with	IEC 60669-1:1998(ed.3) +A1:1999 +A2:2006
As shown in the Test Report Ref. No. which forms part of this Certificate	136898-675824A, 137906-677820, 137906-677824A, 130899-663536Cr2016-10-05, 144476-692817, 150730-709904A, 150730-709904B


This CB Test Certificate is issued by the National Certification Body



LCIE – Laboratoire Central des Industries Electriques
33, avenue du Général Leclerc – BP8
FR 92 266 Fontenay aux Roses Cedex
www.lcie.fr

Date: 02/07/2018

Signature:  **Didier BOURGES**
Manager of Certification Operations



ANNEX**Name and address of the factories:****LEGRAND FRANCE**

128 AVENUE DU MARECHAL DE LATTRE DE TASSIGNY
87045 LIMOGES CEDEX
- FRANCE

LEGRAND FRANCE

Route d'Evron, BP 36
72140 SILLE LE GUILLAUME
- FRANCE

LEGRAND MAGYARORSZAG VILLAMOSSAGI RENDSZEREK ZRT

IPARTELEPI UT 14 PF 10
6600 SZENTES
- HUNGARY

NP Plastic Hungaria Kft.

Iparis Park 07/6
5440 KUNSZENMARTON
- HUNGARY

PLASTIVALOIRE

ZI NORD
37130 LANGEAIS
- FRANCE


BTICINO SPA

4 VIA LUCIANO MANARE
22036 ERBA
- ITALY



LCIE – Laboratoire Central des Industries Electriques
33, avenue du Général Leclerc – BP8
FR 92 266 Fontenay aux Roses Cedex
www.lcie.fr

Date: 02/07/2018



Signature: **Didier BOURGES**
Manager of Certification Operations

REFERENCES - MAIN CHARACTERISTICS

Mechanisms

Type reference	References	Pattern	Actuating	Terminals	Rating	Colour of actuating member	Number of modules
CM11	0 770 00	1	R	slt	10AX / 250V	White	1
CM21	0 770 10	1	R	slt	10AX / 250V	White	2
CM16	0 770 01	6	R	slt	10AX / 250V	White	1
	0 996 50	6	R	slt	10AX / 250V	White	1
	0 995 92	6 + 6	R	slt	10AX / 250V	White	1 + 1
	0 996 92	6 + 6	R	slt	10AX / 250V	White	1 + 1
	0 996 67	6 + 6	R	slt	10AX / 250V	White	1 + 1
	200 941	6	R	slt	10AX / 250V	White	1
	0 787 10	6	R	slt	10AX / 250V	White antibacterial	1
	0 791 01	6	R	slt	10AX / 250V	Anthracite	1
	0 792 01	6	R	slt	10AX / 250V	Aluminium	1
CM26	0 770 11	6	R	slt	10AX / 250V	White	2
	0 996 51	6	R	slt	10AX / 250V	White	2
	0 995 91	6	R	slt	10AX / 250V	White	2
	0 996 91	6	R	slt	10AX / 250V	White	2
	0 996 81	6	R	slt	10AX / 250V	White	2
	0 770 98	6	R	slt	10AX / 250V	White	2
	0 787 11	6	R	slt	10AX / 250V	White antibacterial	2
	0 791 11	6	R	slt	10AX / 250V	Anthracite	2
	0 792 11	6	R	slt	10AX / 250V	Aluminium	2
	0 770 27	6	R	slt	10AX / 250V	White antibacterial CMV	2
CM16B	0 996 39	6	R	slt	10AX / 250V	White antibacterial CMV	2
	0 770 02	6	R	slt	10AX / 250V	White with pilot light	1
	0 996 12	6	R	slt	10AX / 250V	White with pilot light	1
	0 996 14	6	R	slt	10AX / 250V	White with pilot light	1
	0 770 48	6 + 6	R + R	slt	10 AX / 250V	White with pilot light	1 + 1
CM26B	0 792 02	6	R	slt	10AX / 250V	Aluminium with pilot light	1
	0 770 12	6	R	slt	10AX / 250V	White with pilot light	2
	0 996 13	6	R	slt	10AX / 250V	White with pilot light	2
	0 996 15	6	R	slt	10AX / 250V	White with pilot light	2
	0 787 12	6	R	slt	10AX / 250V	White with pilot light	2
CM11P	0 791 12	6	R	slt	10AX / 250V	Anthracite with pilot light	2
	0 792 12	6	R	slt	10AX / 250V	Aluminium with pilot light	2
	0 770 30	1	RM	slt	6A / 250V	White	1
	0 787 14	1	RM	slt	6A / 250V	White antibacterial	1
CM11PB	0 791 30	1	RM	slt	6A / 250V	Anthracite	1
	0 792 30	1	RM	slt	6A / 250V	Aluminium	1
CM21P	0 770 33	1	RM	slt	6A / 250V	White with terminal for pilot light	1
	0 770 47	1	RM	slt	6A / 250V	White	1 + 1
	0 770 40	1	RM	slt	6A / 250V	White	2
	0 787 15	1	RM	slt	6A / 250V	White antibacterial	2
	0 791 40	1	RM	slt	6A / 250V	Anthracite	2
	0 792 40	1	RM	slt	6A / 250V	Aluminium	2

R : rocker


RM : momentary rocker

slt : screwless terminal

CMV : controlled mechanical ventilation



LCIE – Laboratoire Central des Industries Electriques
33, avenue du Général Leclerc – BP8
FR 92 266 Fontenay aux Roses Cedex
www.lcie.fr



Signature: **Didier BOURGES**
Manager of Certification Operations

Date: 02/07/2018

Type reference	References	Pattern	Actuating	Terminals	Rating	Colour of actuating member	Number of modules
CM16P	0 770 31	6	RM	slt	6A / 250V	White	1
	0 996 53	6	RM	slt	6A / 250V	White	1
	0 770 32	6	RM	slt	6A / 250V	White with pilot light	1
	0 996 16	6	RM	slt	6A / 250V	White with pilot light	1
	0 792 32	6	RM	slt	6A / 250V	Aluminium with pilot light	1
	0 782 04	6	RM	slt	6A / 250V	White antibacterial	1 + 1
	0 766 85	6	RM	slt	6A / 250V	White antibacterial	1 + 1
CM26P	0 770 41	6	RM	slt	6A / 250V	Blanc / White	2
	0 996 54	6	RM	slt	6A / 250V	Blanc / White	2
	0 995 93	6	RM	slt	6A / 250V	White	2
	0 996 93	6	RM	slt	6A / 250V	White	2
	0 996 68	6	RM	slt	6A / 250V	White	2
	0 770 42	6	RM	slt	6A / 250V	Aluminium with pilot light	2
	0 996 17	6	RM	slt	6A / 250V	Aluminium with pilot light	2
	0 787 16	6	RM	slt	6A / 250V	White antibacterial with pilot light	2
	0 791 42	6	RM	slt	6A / 250V	Anthracite with pilot light	2
	0 792 42	6	RM	slt	6A / 250V	Aluminium with pilot light	2
	0 770 43	6	RM	slt	6A / 250V	White antibacterial label holder	2
0 996 29	6	RM	slt	6AX / 250V	White antibacterial	2	
CO16	0 766 77	6	CO	slt	6AX / 250V	White antibacterial	1
CO16P	0 783 76	6	COM	slt	6A / 250V	White antibacterial	1
CO26	0 770 14	6	CO	slt	6AX / 250V	White	2
CO26P	0 770 44	6	COM	slt	6A / 250V	White	2
RB6	0 770 26	6	R	slt	6AX / 250V	White rolling shutters	2
	0 996 56	6	R	slt	6AX / 250V	White rolling shutters	2
	0 787 05	6	R	slt	6AX / 250V	White antibacterial rolling shutters	2
	0 791 26	6	R	slt	6AX / 250V	Anthracite rolling shutters	2
	0 792 26	6	R	slt	6AX / 250V	Aluminium rolling shutters	2
RB6P	0 770 25	6	RM	slt	6A / 250V	White rolling shutters	2
	0 996 35	6	RM	slt	6A / 250V	White rolling shutters	2
	0 792 25	6	RM	slt	6A / 250V	Aluminium rolling shutters	2
RB4P	0 770 28	4	RM	slt	6A / 250V	White rolling shutters	2
	0 792 28	4	RM	slt	6A / 250V	Aluminium rolling shutters	2

R : rocker / bascule
 RM : momentary rocker
 CO : Cord operated
 COM : Cord operated momentary contact


slt : screwless terminal



LCIE – Laboratoire Central des Industries Electriques
 33, avenue du Général Leclerc – BP8
 FR 92 266 Fontenay aux Roses Cedex
www.lcie.fr

Date: 02/07/2018

Signature: **Didier BOURGES**
 Manager of Certification Operations



pattern number	see above table
contacts opening (gap)	normal gap - mini gap (CO16 - CO26 - CO26P - CO16P)
degree of protection	IP 20 - IP 44 with plate 0 788 80
method of mounting	flush type surface type with boxes for surface mounting
method of installation	design A
type of terminals	screwless (rigid and flexible)
rated current (A) or (AX)	10AX, 6AX, 6A see table

ACCESSORIES

Blank

References	Number of modules	Colour
0 770 70	1	White
0 792 70	1	Aluminium
0 787 20	1	White antibacterial
0 770 71	2	White
0 791 81	2	Anthracite
0 792 80	2	Aluminium
0 787 21	2	White antibacterial
4 129 52	2	Grey

Pilot light


References	Specificity
0 676 88	Monitor light 230 V for pattern 1 or 6 (2 lights)
0 676 85	Monitor light 230 V for pattern 6 (1 light)
0 676 84	Indicator light 230V for pattern 1
0 676 86	Indicator light 230V for pattern 6
0 676 87	Indicator light 12 / 24 / 48 V

Between axes 71 with screw

References	Number of gang or modules	specificity
0 802 50	1 module	
0 802 51	1 gang	
0 802 09	1 gang	sold by 100
0 802 60	1 gang	indicator lights under plate
0 802 62	1 gang	monitor lights under plate
0 802 59	3 modules	
0 802 52	2 gangs	
0 802 58	2 gangs horizontal	indicator lights under plate
0 802 57	2 gangs vertical	indicator lights under plate
0 802 53	3 gangs	
0 802 54	4 gangs	
0 802 64	2 x 2 gangs	
0 802 66	2 x 3 gangs	
0 802 68	2 x 10 modules	



LCIE – Laboratoire Central des Industries Electriques
 33, avenue du Général Leclerc – BP8
 FR 92 266 Fontenay aux Roses Cedex
www.lcie.fr



Signature: **Didier BOURGES**
 Manager of Certification Operations

Date: 02/07/2018

Between axes 71 with claws

References	Number of gang or modules
0 802 61	1 gang
0 802 69	1 gang long claws

Between axes Italy

References	Number of gang or modules
0 802 13	3 modules
0 802 14	4 modules
0 802 16	6 modules
0 802 93	3 modules CHILI

Blank

References	Number of gang or modules
0 791 04	2 gangs
0 791 06	3 gangs
0 791 10	4 gangs

frames and boxes for thin walls

Frame reference	Boxes references	Number of gang or modules	specificity
0 802 90	0 800 10	1 module	White
0 802 92	0 800 10	2 x 1 module	White
0 802 91	0 800 11	2 modules	White
0 802 94	0 800 10	1 module	Aluminium
0 802 95	0 800 11	2 modules	Aluminium

Modulars

References	Number of gang or modules	specificity
0 788 40	2 modules	cover for modular
0 801 29	2 modules	DIN rail for modular
0 802 99	2 modules	modular support
4 129 50	2 modules	modular support

Boxes for surface mounting

References	Number of gang or modules	Specificity
0 802 80	1 gang	height 27 mm
0 802 81	1 gang	height 40 mm
0 802 82	3 modules	
0 802 83	2 gangs	vertical
0 802 84	2 gangs	horizontal
0 802 85	3 gangs	vertical
0 802 86	3 gangs	horizontal
0 802 89	4 gangs	
0 802 74	2 x 2 gangs	
0 802 76	2 x 3 gangs	
0 802 78	2 x 10 modules	

Flush-mounting workstation kits


Export references	France references	Number of gang or modules	Specificity
0 788 72	0 788 72	2 x 4 modules	White
0 788 73	0 788 73	3 x 4 modules	White
0 788 74	0 788 74	4 x 4 modules	White
0 790 72		2 x 4 modules	Aluminium
0 790 73		3 x 4 modules	Aluminium
0 790 74		4 x 4 modules	Aluminium

Surface-mounting workstation kits

Export references	France references	Number of gang or modules	Specificity
0 788 82	0 788 86	2 x 4 modules	White
0 788 83	0 788 87	3 x 4 modules	White
0 788 84	0 788 88	4 x 4 modules	White
0 790 82		2 x 4 modules	Aluminium
0 790 83		3 x 4 modules	Aluminium
0 790 84		4 x 4 modules	Aluminium



LCIE – Laboratoire Central des Industries Electriques
 33, avenue du Général Leclerc – BP8
 FR 92 266 Fontenay aux Roses Cedex
www.lcie.fr



Signature: **Didier BOURGES**
 Manager of Certification Operations

Date: 02/07/2018

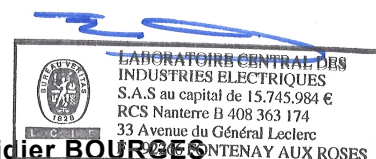
Cover plate

Between axes 71

References	Number of gang or modules	Color	Specificity	Frame
0 788 01	1 module	White		0 802 50
0 790 01		Aluminium Z		
0 793 01		Aluminium		
0 788 11	1 gang 1 module	White		0 802 51, 0 802 60, 0 802 61, 0 802 62, 0 802 69
0 790 11		Aluminium Z		
0 793 11		Aluminium		
0 788 02	1 gang 2 modules	White	Sold by 100	0 802 51, 0 802 60, 0 802 61, 0 802 62, 0 802 69
0 788 99		White		
0 790 02		Aluminium Z		
0 787 22		White antibacterial		
0 793 02		Aluminium		
0 790 42		Anthracite		
0 788 03		White		
0 790 03	Aluminium Z			
0 793 03	Aluminium			
0 788 04	2 x 2 modules	White	horizontal	0 802 52, 0 802 58
0 790 04		Aluminium Z		
0 787 25		White antibacterial		
0 793 04		Aluminium		
0 790 44		Anthracite		
0 788 22	2 x 2 modules	White	vertical	0 802 52, 0 802 57
0 790 22		Aluminium Z		
0 787 23		White antibacterial		
0 793 22		Aluminium		
0 790 62		Anthracite		
0 788 14	4 modules	White	horizontal	0 802 52, 0 802 58
0 790 14		Aluminium Z		
0 787 24		White antibacterial		
0 793 14		Aluminium		
0 790 54		Anthracite		
0 788 25	5 modules	White	vertical	0 802 52, 0 802 57
0 790 25		Aluminium Z		
0 793 25		Aluminium		
0 788 15	5 modules	White	horizontal	0 802 52, 0 802 58
0 790 15		Aluminium Z		
0 793 15		Aluminium		
0 788 06	3 x 2 modules	White	horizontal	0 802 53
0 790 06		Aluminium Z		
0 793 06		Aluminium		
0 790 46		Anthracite		
0 788 23	3 x 2 modules	White	vertical	0 802 53
0 790 23		Aluminium Z		
0 793 23		Aluminium		
0 788 16	6 modules	White		0 802 53
0 790 16		Aluminium Z		
0 787 26		White antibacterial		
0 793 16		Aluminium		
0 790 56		Anthracite		



LCIE – Laboratoire Central des Industries Electriques
33, avenue du Général Leclerc – BP8
FR 92 266 Fontenay aux Roses Cedex
www.lcie.fr



Signature: **Didier BOURGES**
Manager of Certification Operations

Date: 02/07/2018

Cover plate **Between axes 71**


References	Number of gang or modules	Color	Specificity	Frame
0 788 18	8 modules	White		0 802 53
0 790 18		Aluminium Z		
0 793 18		Aluminium		
0 790 58		Anthracite		
0 788 38	2 x 2 x 2 modules	White		0 802 64
0 790 38		Aluminium Z		
0 793 38		Aluminium		
0 788 30	2 x 5 modules	White		0 802 64
0 790 30		Aluminium Z		
0 793 30		Aluminium		
0 788 32	2 x 3 x 2 modules	White		0 802 66
0 790 32		Aluminium Z		
0 793 32		Aluminium		
0 788 36	2 x 6 modules	White		0 802 66
0 790 36		Aluminium Z		
0 793 36		Aluminium		
0 790 76		Anthracite		
0 788 37	2 x 8 modules	White		0 802 66
0 790 37		Aluminium Z		
0 793 37		Aluminium		
0 790 77		Anthracite		
0 788 08	4 x 2 modules	White	horizontal	0 802 54
0 790 08		Aluminium Z		
0 793 08		Aluminium		
0 788 10	10 modules	White		0 802 54
0 790 10		Aluminium Z		
0 793 10		Aluminium		
0 788 28	2 x 10 modules	White		0 802 68
0 790 28		Aluminium Z		
0 793 28		Aluminium		

Between axes 57

References	Number of gang or modules	Color	Specificity	Frame
0 788 54	2 x 2 modules	White	vertical	0 802 51, 0 802 61
0 793 54		Aluminium		
0 788 64	2 x 2 modules	White	horizontal	0 802 51, 0 802 61, 0 802 14
0 793 64		Aluminium		
0 788 56	3 x 2 modules	White	vertical	0 802 51, 0 802 61
0 788 66	3 x 2 modules	White	horizontal	0 802 51, 0 802 61, 0 802 16



LCIE – Laboratoire Central des Industries Electriques
 33, avenue du Général Leclerc – BP8
 FR 92 266 Fontenay aux Roses Cedex
www.lcie.fr



Signature: **Didier BOURGES**
 Manager of Certification Operations

Date: 02/07/2018

Between axes Italy


References	Number of gang or modules	Color	Specificity	Frame
0 788 91	1 module	White		0 802 13, 0 802 93
0 788 92	2 modules	White	centred	0 802 13, 0 802 93
0 788 93	3 modules	White	vertical	0 802 13, 0 802 93
0 788 94	2 modules	White	separated	0 802 13, 0 802 93
0 788 90		White	blank	0 802 13, 0 802 93

IP 44

References	Number of gang or modules	Color	Specificity	Frame
0 788 80	2 modules	White antibacterial	IP44	0 802 51, 0 802 61



LCIE – Laboratoire Central des Industries Electriques
33, avenue du Général Leclerc – BP8
FR 92 266 Fontenay aux Roses Cedex
www.lcie.fr



Date: 02/07/2018

Signature: **Didier BOURGES**
Manager of Certification Operations