

PRODUCT DATASHEET

PANEL VALUE 600 40 W 4000 K WT

PANEL VALUE 600 | Square edge-lit panel luminaires, 600 mm



AREAS OF APPLICATION

- Direct replacement for luminaires with fluorescent lamps
- Corridors
- Offices
- Conference rooms
- Reception areas
- Foyers
- Elevators
- Suitable for recessed ceiling systems with grid size of 600 x 600 mm

PRODUCT BENEFITS

- Energy savings of up to 50 % (compared to luminaires that use fluorescent lamps)
- High luminous efficacy
- Very homogenous light
- Light guide plate with micro structure made of non-yellowing material for long lifetime
- External driver for extended flexibility
- Easy and quick installation
- Very slim aluminum housing (only 9 mm) and matt white frame
- 3 years guarantee

PRODUCT FEATURES

- Lifetime (L70/B50): up to 50,000 h (at 25 °C)
- Polystyrene diffuser (TP(B) rated)
- Die-cast aluminum housing
- Ambient temperature in operation: -10...+40 °C



- Type of protection: IP20

TECHNICAL DATA

Electrical data

Nominal wattage	40.00 W
Operating mode	Electronic control gear (ECG)
Nominal voltage	220...240 V
Mains frequency	50/60 Hz
Power factor λ	>0.90

Luminaire control gear data

ECG - Output voltage	30...42 V
ECG - Output ripple current	<5 %

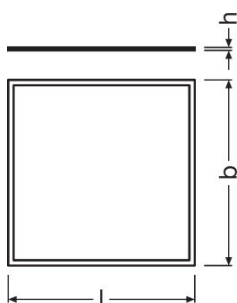
Photometrical data

Color temperature	4000 K
Color rendering index Ra	>80
Light color (designation)	Cool White
Luminous flux	3600 lm
Luminous efficacy	90 lm/W
Standard deviation of color matching	<6 sdc _m

Light technical data

Beam angle	120 °
-------------------	-------

Dimensions & weight



Length	595.0 mm
Width	595.0 mm
Height	9.0 mm
Product weight	1990.00 g

Mounting width	575 mm
Mounting length	575 mm

Colors & materials

Housing color	White
Product color	White
Body material	Aluminum
Cover material	Polystyrene (PS)

Temperatures & operating conditions

Ambient temperature range	-10...45 °C
----------------------------------	-------------

Lifespan

Lifespan L70 at 25 °C	50000 h
Lifespan L80 at 25 °C	40000 h
Lifespan L90 at 25 °C	30000 h

Additional product data

Mounting type	Recessed/Suspended/Surface
Mounting location	Ceiling

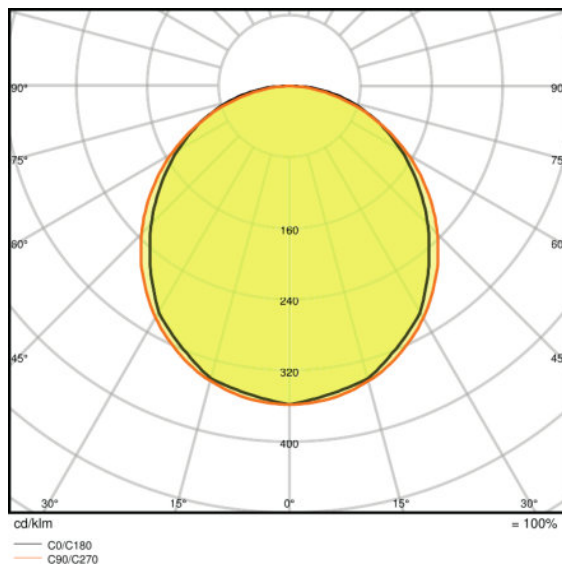
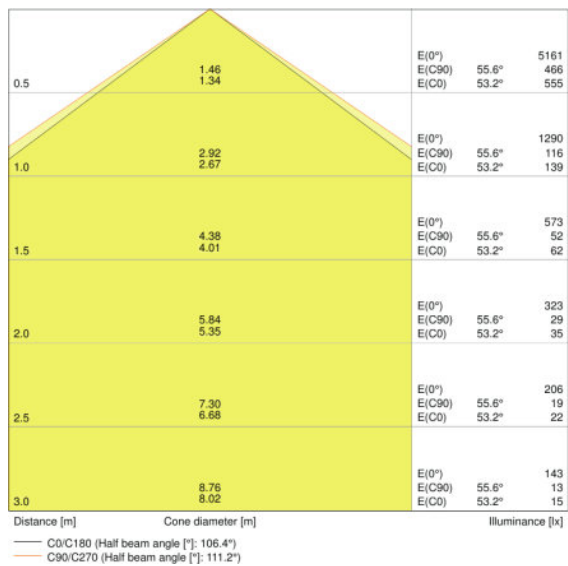
Capabilities

Dimmable	No
Type of connection	Cable, 3-pole
LED module replaceable	Not replaceable

Certificates & standards

Type of protection	IP20
Protection class	II
Protection class IK (shock resistance)	IK03
Photobiological safety group	RG 0
Standards	CE/CB

Light Distribution



LDC typ cone

LDC typ polar

EQUIPMENT / ACCESSORIES

- Accessories for several mounting options available
- External control gear included

LOGISTICAL DATA

Product code	Product description	Packaging unit (Pieces/Unit)	Dimensions (length x width x height)	Volume	Gross weight
4058075066601	PANEL VALUE 600 40 W 4000 K WT	Shipping carton box 4	657 mm x 211 mm x 688 mm	95.38 dm ³	12420.00 g

The mentioned product code describes the smallest quantity unit which can be ordered. One shipping unit can contain one or more single products. When placing an order, for the quantity please enter single or multiples of a shipping unit.

REFERENCES / LINKS

For Guarantee see
 ▶ www.ledvance.com/guarantee

DISCLAIMER

Subject to change without notice. Errors and omission excepted. Always make sure to use the most recent release.