

PRODUCT FAMILY DATASHEET

LINEAR COMPACT SWITCH

Compact single or light line luminaire with switch



AREAS OF APPLICATION

- Direct replacement for luminaires with fluorescent lamps
- Indoor applications
- Corridors, entrance areas, stairwells, living rooms, basements
- Accent lighting
- Public areas
- Cove lighting
- Shelves, furniture integration or under cabinet mounting
- Seamless linear lighting

PRODUCT BENEFITS

- Compact dimensions
- Little space required thanks to compact dimensions
- Seamless connection of up to 10 luminaires in a line
- Handy switch directly installed on the luminaire
- Low flicker light thanks to special electronic control gear
- Flexible installation in 2 different angles with 2 different mounting options
- Flexible application due to a wide range of available lengths of 300 to 1200 mm.
- Angled connection possible with included cable

PRODUCT FEATURES

- Built-in switch
- Up to 10 luminaires connectable
- Translucent end caps
- Versions with luminous flux 400...1500 lm available



- 4 different lengths available
- High luminous efficacy: up to 110 lm/W
- Glow Wire Test according to IEC 60695-2-12: 850 °C

TECHNICAL DATA

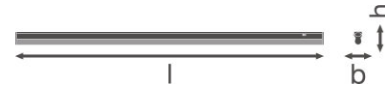
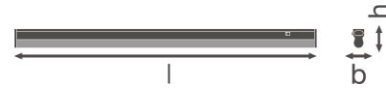
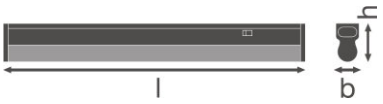
Product description	Electrical data			Luminaire control gear data	Photometrical data			Light technical data	Dimensions & weight		
	Nominal wattage	Nominal voltage	Mains frequency	Output current	Luminous flux	Light color (designation)	Color rendering index Ra	Beam angle	Length	Width	Height
LN COMP SWITCH 300 4 W 3000 K ¹⁾	4.00 W	220...240 V	50/60 Hz	50 mA	400 lm	Warm White	>80	140 °	313.0 mm	28.0 mm	36.0 mm
LN COMP SWITCH 300 4 W 4000 K ¹⁾	4.00 W	220...240 V	50/60 Hz	50 mA	450 lm	Cool White	>80	140 °	313.0 mm	28.0 mm	36.0 mm
LN COMP SWITCH 600 8 W 3000 K ¹⁾	8.00 W	220...240 V	50/60 Hz	100 mA	800 lm	Warm White	>80	140 °	573.0 mm	28.0 mm	36.0 mm
LN COMP SWITCH 600 8 W 4000 K ¹⁾	8.00 W	220...240 V	50/60 Hz	100 mA	800 lm	Cool White	>80	140 °	573.0 mm	28.0 mm	36.0 mm
LN COMP SWITCH 900 12 W 3000 K ¹⁾	12.00 W	220...240 V	50/60 Hz	160 mA	1200 lm	Warm White	>80	140 °	873.0 mm	28.0 mm	36.0 mm
LN COMP SWITCH 900 12 W 4000 K ¹⁾	12.00 W	220...240 V	50/60 Hz	160 mA	1200 lm	Cool White	>80	140 °	873.0 mm	28.0 mm	36.0 mm
LN COMP SWITCH 1200 14 W 3000 K ¹⁾	14.00 W	220...240 V	50/60 Hz	190 mA	1400 lm	Warm White	>80	140 °	1173 mm	28.0 mm	36.0 mm
LN COMP SWITCH 1200 14 W 4000 K ¹⁾	14.00 W	220...240 V	50/60 Hz	190 mA	1500 lm	Cool White	>80	140 °	1173 mm	28.0 mm	36.0 mm

Product description	Product weight	Colors & materials			Temperatures & operating conditions	Lifespan		
		Body material	Product color	Cover material	Ambient temperature range	Lifespan L70 at 25 °C	Lifespan L80 at 25 °C	Lifespan L90 at 25 °C
LN COMP SWITCH 300 4 W 3000 K ¹⁾	119.00 g	Polycarbonate (PC)	White	Polycarbonate (PC)	-20...40 °C	50000 h	40000 h	30000 h
LN COMP SWITCH 300 4 W 4000 K ¹⁾	119.00 g	Polycarbonate (PC)	White	Polycarbonate (PC)	-20...40 °C	50000 h	40000 h	30000 h
LN COMP SWITCH 600 8 W 3000 K ¹⁾	300.00 g	Polycarbonate (PC)	White	Polycarbonate (PC)	-20...40 °C	50000 h	40000 h	30000 h
LN COMP SWITCH 600 8 W 4000 K ¹⁾	300.00 g	Polycarbonate (PC)	White	Polycarbonate (PC)	-20...40 °C	50000 h	40000 h	30000 h
LN COMP SWITCH 900 12 W 3000 K ¹⁾	300.00 g	Polycarbonate (PC)	White	Polycarbonate (PC)	-20...40 °C	50000 h	40000 h	30000 h

Product description	Product weight	Colors & materials			Temperatures & operating conditions	Lifespan		
		Body material	Product color	Cover material	Ambient temperature range	Lifespan L70 at 25 °C	Lifespan L80 at 25 °C	Lifespan L90 at 25 °C
LN COMP SWITCH 900 12 W 4000 K ¹⁾	300.00 g	Polycarbonate (PC)	White	Polycarbonate (PC)	-20...40 °C	50000 h	40000 h	30000 h
LN COMP SWITCH 1200 14 W 3000 K ¹⁾	410.00 g	Polycarbonate (PC)	White	Polycarbonate (PC)	-20...40 °C	50000 h	40000 h	30000 h
LN COMP SWITCH 1200 14 W 4000 K ¹⁾	410.00 g	Polycarbonate (PC)	White	Polycarbonate (PC)	-20...40 °C	50000 h	40000 h	30000 h

Product description	Capabilities		Certificates & standards	
	Dimmable	Type of connection	Protection class	Type of protection
LN COMP SWITCH 300 4 W 3000 K ¹⁾	No	Terminal	II	IP20
LN COMP SWITCH 300 4 W 4000 K ¹⁾	No	Terminal	II	IP20
LN COMP SWITCH 600 8 W 3000 K ¹⁾	No	Terminal	II	IP20
LN COMP SWITCH 600 8 W 4000 K ¹⁾	No	Terminal	II	IP20
LN COMP SWITCH 900 12 W 3000 K ¹⁾	No	Terminal	II	IP20
LN COMP SWITCH 900 12 W 4000 K ¹⁾	No	Terminal	II	IP20
LN COMP SWITCH 1200 14 W 3000 K ¹⁾	No	Terminal	II	IP20
LN COMP SWITCH 1200 14 W 4000 K ¹⁾	No	Terminal	II	IP20

¹⁾ Available from July 2018

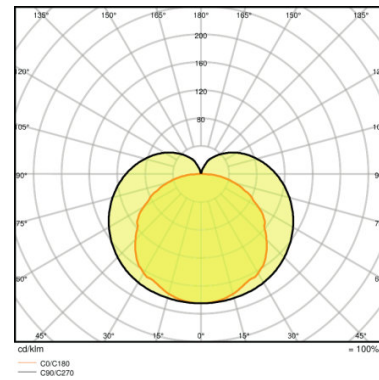
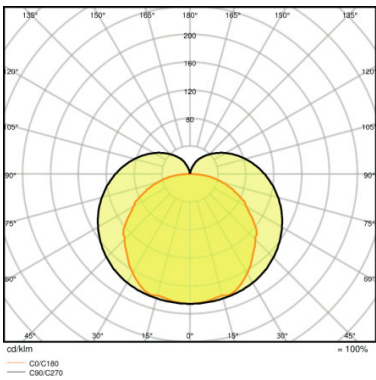


LN COMP SWITCH 300 4 W 3000 K, LN COMP SWITCH 300 4 W 4000 K

LN COMP SWITCH 600 8 W 3000 K, LN COMP SWITCH 600 8 W 4000 K

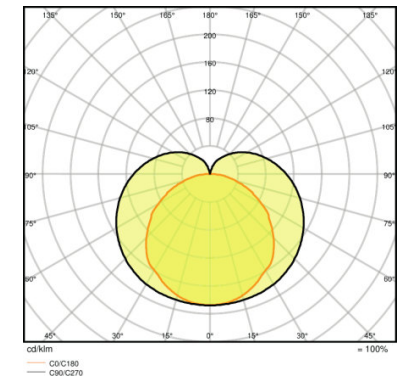
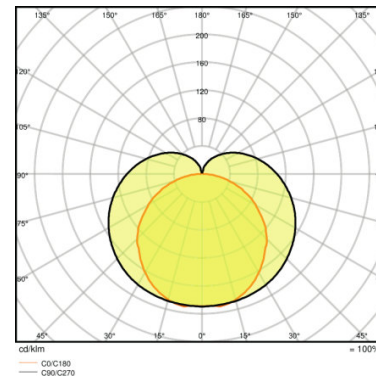
LN COMP SWITCH 900 12 W 3000 K, LN COMP SWITCH 900 12 W 4000 K

LN COMP SWITCH 1200 14 W 3000 K, LN COMP SWITCH 1200 14 W 4000 K



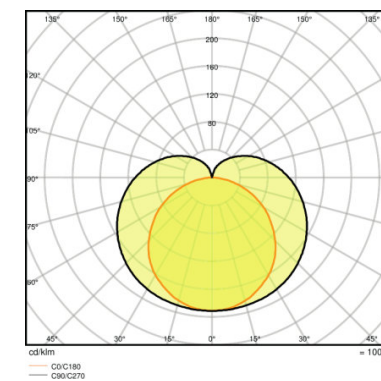
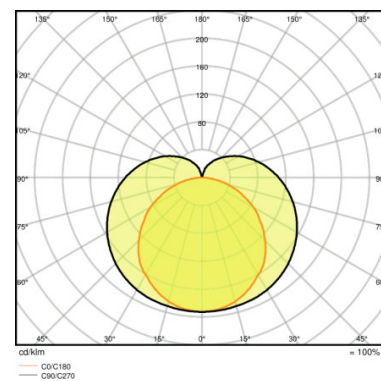
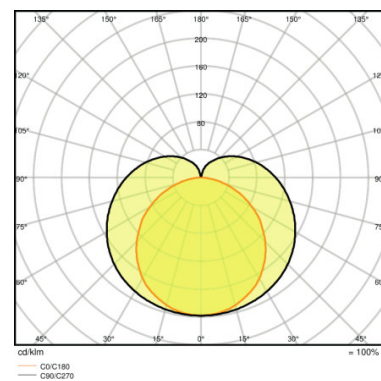
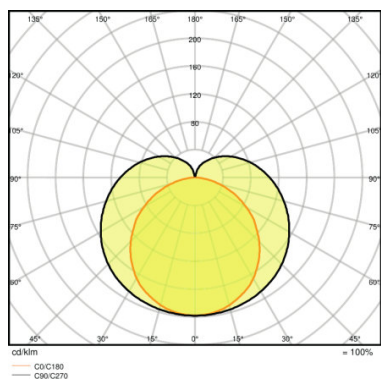
LN COMP SWITCH 300 4 W 3000 K

LN COMP SWITCH 300 4 W 4000 K



LN COMP SWITCH 600 8 W 3000 K

LN COMP SWITCH 600 8 W 4000 K



LN COMP SWITCH 900 12 W 3000 K

LN COMP SWITCH 900 12 W 4000 K

LN COMP SWITCH 1200 14 W 3000 K

LN COMP SWITCH 1200 14 W 4000 K

EQUIPMENT / ACCESSORIES

- All required accessories included

APPLICATION ADVICE

For more detailed application information and graphics please see product datasheet.

LOGISTICAL DATA

Product code	Product description	Packaging unit (Pieces/Unit)	Dimensions (length x width x height)	Volume	Gross weight
4058075106079	LN COMP SWITCH 300 4 W 3000 K	Shipping carton box 25	558 mm x 223 mm x 180 mm	22.40 dm ³	4565.00 g
4058075106093	LN COMP SWITCH 300 4 W 4000 K	Shipping carton box 25	558 mm x 223 mm x 180 mm	22.40 dm ³	6530.00 g
4058075106116	LN COMP SWITCH 600 8 W 3000 K	Shipping carton box 25	818 mm x 223 mm x 180 mm	32.83 dm ³	8260.00 g

Product code	Product description	Packaging unit (Pieces/Unit)	Dimensions (length x width x height)	Volume	Gross weight
4058075106130	LN COMP SWITCH 600 8 W 4000 K	Shipping carton box 25	818 mm x 223 mm x 180 mm	32.83 dm ³	8530.00 g
4058075106192	LN COMP SWITCH 900 12 W 3000 K	Shipping carton box 25	1095 mm x 228 mm x 175 mm	43.69 dm ³	10430.00 g
4058075106215	LN COMP SWITCH 900 12 W 4000 K	Shipping carton box 25	1095 mm x 228 mm x 175 mm	43.69 dm ³	10770.00 g
4058075106154	LN COMP SWITCH 1200 14 W 3000 K	Shipping carton box 25	1418 mm x 223 mm x 180 mm	56.92 dm ³	12290.00 g
4058075106178	LN COMP SWITCH 1200 14 W 4000 K	Shipping carton box 25	1418 mm x 223 mm x 180 mm	56.92 dm ³	13942.00 g

The mentioned product code describes the smallest quantity unit which can be ordered. One shipping unit can contain one or more single products. When placing an order, for the quantity please enter single or multiples of a shipping unit.

REFERENCES / LINKS

For Guarantee see

▶ www.ledvance.com/guarantee

DISCLAIMER

Subject to change without notice. Errors and omission excepted. Always make sure to use the most recent release.